

The new Indesit Laundry and Dishwashing 2009-2010



The Indesit brand is evolving. With continuous focus on product design, functionality, intelligence and style, Indesit appliances are growing up.

For this reason Indesit is one of the major brands across Europe. These products ease the pressures of modern life and take the hassle out of everyday chores.

Efficient, reliable, easy to use, and environmentally friendly these domestic appliances are full of innovative solutions that make your life easier.

Designing simple and smart appliances to create more time for life so you can enjoy the things you really love: this is Indesit's philosophy and something we will continue working towards, always.



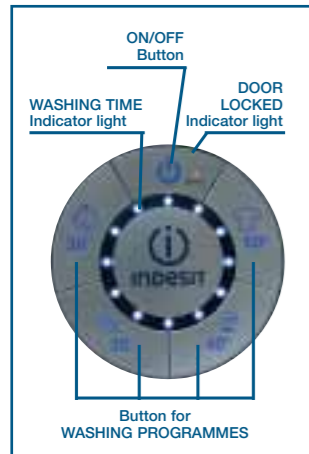
Index

- 5 Moon
- 9 Washing machines
Maxiload
- 11 Washing machines
standard
- 21 Top Loading
- 24 Washer Dryers
- 29 Dryers
- 37 Dishwashers
Freestanding
- 39 Dishwashers Built-in

Simple ideas. Refined intelligence.

Indesit Moon, a washing machine that's **intelligent and easy to use**. An iconic product with a unique interface and a coloured door, Moon brings a touch of style into any home. With an innovative integrated self-cleaning detergent dispenser inside the door designed for improved wash performance, its smart technology makes your life simpler. Indesit Moon, for those who want everything from a washing machine.

A simple and innovative interface



The innovative control interface of Moon allows greater ease of use. Its bright LEDs allow you to monitor the progress of your chosen program and the interface lights pulsate at the end of the cycle. Plus choosing a wash program couldn't be simpler: with 4 special buttons you can immediately set each type of cycle to suit any kind of laundry, with excellent results.

WASHING PROGRAMMES	
	For white and colourfast cottons, a 60°C wash program.
	For all colourfast cottons and synthetics a 40°C wash with integrated Easy Iron, reducing creases making ironing fast and easy .
	There is a 30°C option for all delicates, wool and silk items. Available with and without spin options .
	A 30-minute fast wash at 30°C for small loads and items that need a freshen up. There is also a rinse only function.

Self-cleaning detergent dispenser inside the door



Indesit Moon's unique integrated dispenser delivers detergent directly into the heart of the wash, giving you up to 50% more cleaning power.*

This innovative design also allows water to wash through the dispenser, keeping it clean while using all the detergent in the wash.

What's more, the internal dispenser floats to help prevent overfilling with detergent. Better for your clothes, the environment and your pocket.

* Test carried out from SGS Group (Societe Generale de Surveillance), using Ariel liquid detergent.

Smart solutions

Indesit Moon gives you intelligent technological solutions to solve all your laundry needs. It's easy to use and helps you to get the best results every time. Moon automatically adjusts the temperature and spin speed according to the program chosen, plus with automatic consumption control, the amount of water and energy used is optimised according to the amount of washing. What's more, an innovative sensor in the drum detects detergent through the alkalinity of the water and automatically runs up to 2 extra rinse cycles if necessary, to ensure all traces of detergent are removed from the garments. Lastly, the load balancing system reduces vibrations to a minimum, guaranteeing you peace and quiet. Indesit Moon where smart solutions, beauty and intelligence become one.



7kg
A+

Model	Cabinet colour/Door Frame Colour	Code	EAN Code
SIXL 126 S (AUS)	Silver/Blue	52173	8007842521733

Dimensions: H 85 W 59.5 D 53.5 cm

- Load Capacity: 7 kg
- Spin Speed: 1200 rpm
- Led Interface and washing time indicator lights
- Audio signal at the end of the wash cycle
- Self-cleaning detergent compartment inside the door
- Antioverflow
- Automatic water level control



7kg
A+

Model	Cabinet colour/Door Frame Colour	Code	EAN Code
SIXL 106 (AUS)	White/Silver	52172	8007842521726

Dimensions: H 85 W 59.5 D 53.5 cm

- Load Capacity: 7 kg
- Spin Speed: 1000 rpm
- Led Interface and washing time indicator lights
- Audio signal at the end of the wash cycle
- Self-cleaning detergent compartment inside the door
- Antioverflow
- Automatic water level control

Winner of the "Grand Prix de l'Innovation 2007" in design category, awarded by the "Institut du Design" in France.

Winner of the "Good Design Award(*) 2007" As awarded by the "Chicago Athenaeum": Museum of Architecture and Design. In the Permanent Design Collection of The Chicago Athenaeum: Museum of Architecture and Design.
(*) GOOD DESIGN is a Federally Registered and Protected Trademark of The Chicago Athenaeum. Copyright Metropolitan Arts Press Ltd. C 2006

Winner of the "Janus de l'Industrie" awarded by the "Institut Français du Design".

Winner of the "Design EID" in Major Appliances category, awarded by the "Appliance Design" magazine.

Winner of the "UK Kitchen Product of the Year" at the London 2007 Designer Awards, conferred by the "Designer" magazine.

Winner of the "Zlota Villa" (Golden Villa) Award, conferred by the "Villa" design magazine for outstanding household products.

Eco Time

Eco Time

With the new Indesit washing machines, the consumption is safeguarded by a system which automatically regulates the quantity of water and power in every load, thus allowing greater savings. This Eco Time option accepts loads up to 3 kg of light stained laundry and can be activated on all cotton and synthetic programmes. This enables further water and power savings of up to 20% during normal cycles. The low water consumption allows washing temperature to be reached in a shorter time, saving power yet guaranteeing perfect cleanliness.



New design for a great product

The design of the new Indesit washing machines is modern and functional, differentiating the products from others with greater ease of use. A highlight of the product includes the new ergonomic design of the porthole's handle which is easier to grasp. Even the port hole has been re-designed to allow maximum visibility inside the machine. The porthole's frame contains classic colours such as grey and white.

For sport giving you many programmes

Sport is one of the best ways to spend your spare time, that's why the new Indesit washing machines offer you Sport Programmes, designed for any kind of sports and dirt. These programmes are tailored for sportswear and trainers which need a specific treatment, giving the best wash performance without harming fabrics and fibres.



Sport Intensive

Football, rugby and tennis, are sports that leave the most difficult stains to remove, such as the ones of grass and mud. Today Indesit gives you a program to have your clean clothes in approximately 1h ensuring you the best wash performance and results without sacrificing quality. It keeps them like new. The perfect cycle for gym clothes : Sport intensive.



Sport Light

If you practice a "light" sport such as gym, running and basketball, the perfect cycle for you is Sport Light. Sport Light is a program designed to save you time, the cycle lasts approximately 1 h, and uses 10 liters of water, compared to the classic one. You can use it in case of lighter dirt or when you need your clothes ready to put on the next training session.



Special Shoes

Indesit has created the first program specifically for sports shoes, saving you time and the effort needed to wash them by hand. Thanks to this cycle, your favourite shoes will always be in perfect condition. During the wash, they stay close to the side of the drum so they don't knock, scrape or fall over each other, ensuring noise is also reduced. Your shoes keep remaining like new appearing fresh and clean.



Technical fabrics program

This cycle has been designed for technical fabrics clothes, used in open-air activities : wind resistant, water resistant, microfibre, Gore-tex, Poliestere, Nylon, mixtures. Now these clothes can be easily washed in a washing-machine keeping all their properties undamaged, such as the waterproof one. Performances and duration are the same as a synthetic cycle at 30 but with a finesse that respects and doesn't damage the fibres. Thanks to a lower and optimized mechanical movement of the drum, fibres keep undamaged ensuring you excellent results.



Jeans Program

The jeans program allows you a careful wash respecting colors and jeans fabric, without fading or losing fibres. The drum movement, the quantity of water used and the increase of its temperature, are studied to obtain a perfect clean keeping your jeans like new in colors and look.



Express Program

The express program has been thought to answer to your modern life needs giving you the possibility to refresh your not too dirty clothes (up to 1.5 kg), in just 15 minutes. In this cycle the wash phases are optimized and reduced to the minimum avoiding wastes and ensuring the rest to have your clothes refreshed and available in a short while. Perfect with the cleaning fluid.



A+ Class

The new Indesit washing machines are more efficient than ever: the energy consumption has reached the A+ Class performance. Maximum performance, minimum consumption.



Mini Load or Half Load

This option is used for washing small loads. It produces perfect results and does not waste time and power



New capacity: 8 kg

In response to new demands for larger washing loads, the product has a capacity of 8kg. Optimal consumptions of water and power make it environmentally friendly. In the case of small loads, not to worry, the Mini Load option is available.



Big Digital Display

The digital display on the new model responds quickly and easily. The programming is simple and intuitive, and all the phases are clearly visualised on the display. Through the program option, you can personalise according to your requirements. In the digital display, you can also adjust the temperature, the spinning and delay start for up to 24 hours. The display will show all the information regarding the wash-in-progress and even the time remaining to the end of the wash.



The right solution for every wash

Indesit, which can wash loads of up to 7 kg, caters especially to people who usually have lots of laundry. 40% more than standard washing machine. All this with consumption in power class A+.

Mini Digital Display

The new Mini Digital Display allows you to delay washing from 1 to 24 hours through the delay start function. On the display, you can see the time remaining to the end of the cycle.



8kg

A+



Model	Colour	Code	EAN Code
IWE 8128 B (EU)	White	60636	8007842606362

Dimensions: H 85 W 59.5 D 53.5 cm

- Load Capacity: 8 kg
- Spin Speed: 1200 rpm
- Spin Speed regulation (button)
- Temperature regulation (button)
- 16 programmes
- Special programmes: Express, Jeans, Outwear, Sport Intensive, Sport Light, Sport Shoes
- Options: delay timer, eco-time, antistain, extra rinse, miniload
- Silent Technology
- Automatic water level control
- Bi-colour door



8kg

A



Model	Colour	Code	EAN Code
IWD 8145 B (EU)	White	62701	8007842627015

Dimensions: H 85 W 59.5 D 60 cm

- Load Capacity: 8 kg
- Spin Speed: 1400 rpm
- Spin Speed regulation (button)
- Temperature regulation (button)
- Mini Digital Display
- 16 programmes
- Special programmes: Express, Jeans, Outwear, Sport Intensive, Sport Light, Sport Shoes
- Options: delay timer, eco-time, miniload
- Automatic water level control
- Bi-colour door

Also available:
1200 rpm, Silent Technology: **62727 - IWD 8128 B (AUS)**
Ean Code 8007842627275,
1200 rpm, Silver: **62693 - IWD 8125 S (EU)**
Ean Code 8007842626933



8kg

A+



Model	Colour	Code	EAN Code
IWC 8128 B (EU)	White	61465	8007842614657

Dimensions: H 85 W 59.5 D 53.5 cm

- Load Capacity: 8 kg
- Spin Speed: 1200 rpm
- Spin Speed regulation (button)
- Temperature regulation (button)
- 3 knobs led interface
- 16 programmes
- Special programmes: Express, Jeans, Outwear, Sport Intensive, Sport Light, Sport Shoes
- Options: delay timer, eco-time, antistain, miniload
- Silent Technology
- Automatic water level control
- Bi-colour door

Also available:
collector motor: **62685 - IWC 8125 B (EU) Ean Code 8007842626858**, 1000 rpm, collector motor: **61467 - IWC 8105 B (EU) Ean Code 8007842614671**, **62678 - IWC 8105 B (EX) 60Hz, 62679 Ean Code 8007842626797 - IWC 8105 B (KW) Ean Code 8007842626780**, 800 rpm, collector motor: **61477 IWC 8085 B (EU) Ean Code 8007842614770**



7kg

A

Model	Colour	Code	EAN Code
IWE 7125 S (EU)	Silver	62043	8007842620436

Dimensions: H 85 W 59.5 D 53.5 cm

- Load Capacity: 7 kg
- Spin Speed: 1200 rpm
- Spin Speed regulation (button)
- Temperature regulation (button)
- Big Digital Display
- 16 programmes
- Special programmes: Express, Jeans, Outwear, Sport Intensive, Sport Light, Sport Shoes
- Options: delay timer, eco-time, antistain, easy iron, extra rinse
- Automatic water level control



7kg

A

Model	Colour	Code	EAN Code
IWC 7145 (EU)	White	62010	8007842620108

Dimensions: H 85 W 59.5 D 53.5 cm

- Load Capacity: 7 kg
- Spin Speed: 1400 rpm
- Spin Speed regulation (button)
- Temperature regulation (button)
- 3 knobs led interface
- 16 programmes
- Special programmes: Express, Jeans, Sport Intensive, Sport Light, Sport Shoes
- Options: delay timer, eco-time, antistain, extra rinse
- Automatic water level control

Also available:
 1200 rpm: **62075 - IWC 7125 (EU) Ean Code 8007842620757**
 1000 rpm: **62005 - IWC 7105 (EU) Ean Code 8007842620054**
62656 - IWC 7105 (KW) Ean Code 8007842626568
62648 - IWC 7105 (EX) 60Hz Ean Code 8007842626483
 800 rpm: **62004 - IWC 7085 (EU) Ean Code 8007842620047**



7kg

A

Model	Colour	Code	EAN Code
IWE 7125 B (EU)	White	61483	8007842614831

Dimensions: H 85 W 59.5 D 53.5 cm

- Load Capacity: 7 kg
- Spin Speed: 1200 rpm
- Spin Speed regulation (button)
- Temperature regulation (button)
- Big Digital Display
- 16 programmes
- Special programmes: Express, Jeans, Outwear, Sport Intensive, Sport Light, Sport Shoes
- Options: delay timer, eco-time, antistain, easy iron, extra rinse
- Automatic water level control
- Bi-colour door

Also available:
62728 - IWE 7125 B (IND) Ean Code 8007842627282
 1000 rpm: **62040 - IWE 7105 B (EU) Ean Code 8007842620405**



7kg

A

Model	Colour	Code	EAN Code
IWC 7125 S (EU)	Silver	62008	8007842620085

Dimensions: H 85 W 59.5 D 53.5 cm

- Load Capacity: 7 kg
- Spin Speed: 1200 rpm
- Spin Speed regulation (button)
- Temperature regulation (button)
- 3 knobs led interface
- 16 programmes
- Special programmes: Express, Jeans, Sport Intensive, Sport Light, Sport Shoes
- Options: delay timer, eco-time, antistain, extra rinse
- Automatic water level control

Also available:
 1000 rpm: **62659 - IWC 7105 S (EX) 60Hz Ean Code 8007842626599**



7kg

A+



Model	Colour	Code	EAN Code
IWD 7168 B (EU)	White	62724	8007842627244

Dimensions: H 85 W 59.5 D 53.5 cm

- Load Capacity: 7 kg
- Spin Speed: 1600 rpm
- Spin Speed regulation (button)
- Temperature regulation (button)
- Mini Digital Display
- 16 programmes
- Special programmes: Express, Jeans, Outwear, Sport Intensive, Sport Light, Sport Shoes
- Options: delay timer, eco-time, antistain, easy iron, extra rinse
- Silent Technology
- Automatic water level control
- Bi-colour door

Also available:
 1000 rpm, collector motor: **62689 - IWD 7105 B (AUS) Ean Code 8007842626896**



6kg

A

Model	Colour	Code	EAN Code
IWD 6145 (EU)	White	62896	8007842628968

Dimensions: H 85 W 59.5 D 52.5 cm

- Load Capacity: 6 kg
- Spin Speed: 1400 rpm
- Spin Speed regulation (button)
- Temperature regulation (button)
- Mini Digital Display
- 16 programmes
- Special programmes: Express, Jeans, Sport Intensive, Sport Light, Sport Shoes
- Options: delay timer, eco-time, antistain
- Automatic water level control

Also available:
 1000 rpm, bi-colour door: **62893 - IWD 6105 B (IND) Ean Code 8007842628937**, 800 rpm: **62890 - IWD 6085 (EU) Ean Code 8007842628906**



6kg

A

Model	Colour	Code	EAN Code
IWC 6125 (EU)	White	61997	8007842619973

Dimensions: H 85 W 59.5 D 52.5 cm

- Load Capacity: 6 kg
- Spin Speed: 1200 rpm
- Spin Speed regulation (knob)
- Temperature regulation (knob)
- 3 knobs led interface
- 16 programmes
- Special programmes: Express, Jeans, Sport Intensive, Sport Light, Sport Shoes
- Options: delay timer, eco-time, antistain, extra rinse
- Automatic water level control

Also available:
1000 rpm: **61981 - IWC 6103 (EU) Ean Code 8007842619812**
900 rpm: **61979 - IWC 6093 (EU) Ean Code 8007842619799**
62850 - IWC 6095 (EX) 60Hz Ean Code 8007842628500



5kg

A+

Model	Colour	Code	EAN Code
WIN 122 (EX)	White	46475	8007842464757

Dimensions: H 85 W 59.5 D 52.5 cm

- Load Capacity: 5 kg
- Spin Speed: 1200 rpm
- 2 knobs led interface
- 16 programmes
- Automatic water level control

Also available:
46488 - WIN 121 (EU) Ean Code 8007842464887,
1000 rpm: **46482 - WIN 102 (EX) Ean Code 8007842464825**,
800 rpm: **46478 - WIN 82 (EX) Ean Code 8007842464788**,
59270 - WIN 82 (EX) 60Hz Ean Code 8007842592702,
1 knob led interface:
1000 rpm: **46458 - WIN 101 (EX) Ean Code 8007842464580**
800 rpm: **46457 - WIN 81 (EX) Ean Code 8007842464573**,
F059999 - WIN 81 (IN) Ean Code 8007842599992



6kg

A+

Model	Colour	Code	EAN Code
IWC 6105 S (EU)	Silver	61994	8007842619942

Dimensions: H 85 W 59.5 D 52.5 cm

- Load Capacity: 6 kg
- Spin Speed: 1000 rpm
- Spin Speed regulation (knob)
- Temperature regulation (knob)
- 3 knobs led interface
- 16 programmes
- Special programmes: Express, Jeans, Sport Intensive, Sport Light, Sport Shoes
- Options: delay timer, eco-time, antistain, extra rinse
- Automatic water level control

Also available:
800 rpm: **62618 - IWC 6085 S (EU) Ean Code 8007842626186**
1000 rpm, white with bi-colour door: **62856 - IWC 6105 B (IND) Ean Code 8007842628562**, 800 rpm, white with bi-colour door: **62849 - IWC 6085 B (IND) Ean Code 8007842628494**



5kg

A+

Model	Colour	Code	EAN Code
WIN 602 (EU)	White	46473	8007842464733

Dimensions: H 85 W 59.5 D 52.5 cm

- Load Capacity: 5 kg
- Spin Speed: 600 rpm
- 2 knobs led interface
- 16 programmes
- Automatic water level control



6kg

A

Model	Colour	Code	EAN Code
IWB 6063 (EU)	White	61954	8007842619546

Dimensions: H 85 W 59.5 D 52.5 cm

- Load Capacity: 6 kg
- Spin Speed: 600 rpm
- Temperature regulation (knob)
- 2 knobs led interface
- 16 programmes
- Special programmes: Express, Jeans, Sport Intensive, Sport Light, Sport Shoes
- Options: delay timer, eco-time, extra rinse, 1/2 spin
- Automatic water level control

Also available:
800 rpm, bi-colour door: **62844 - IWB 6085 B (AUS) Ean Code 8007842628449**

Built-in Washing machine



6kg

A+

Model	Colour	Code	EAN Code
IWME12 (EU)		51603	8007842516036

Dimensions: H 82 W 59.5 D 55 cm

- Load Capacity: 6 kg
- Spin Speed: 1200 rpm
- 3 knobs led interface
- 16 programmes
- Special programmes: Sport Intensive, Sport Light, Sport Shoes
- Options: delay timer, intensive wash, variable spin
- Automatic water level control

Also available:
1000 rpm: **F052808 - IWME 10 (EU) Ean Code 8007842528084**
800 rpm: **F052807 - IWME 8 (EU) Ean Code 8007842528077**

moon		Maxiload 8 kg										Maxiload 7 kg						
Description		SIXL 126 S (AUS)	SIXL 106 (AUS)	IWE 8128 B (EU)	IWD 8145 B (EU)	IWD 8125 B (AUS)	IWD 8125 S (EU)	IWC 8128 B (EU)	IWC 8125 B (EU)	IWC 8105 B (EU)	IWC 8105 B (EX) 60Hz	IWC 8105 B (KW)	IWC 8085 B (EU)	IWE 7125 S (EU)	IWE 7125 B (EU)	IWE 7125 B (IND)	IWE 7105 B (EU)	IWD 7168 B (EU)
Type		Washers	Washers	Washers	Washers	Washers	Washers	Washers	Washers	Washers	Washers	Washers	Washers	Washers	Washers	Washers	Washers	Washers
Name		52173	52172	60636	62701	62727	62693	61465	62685	61467	62678	62679	61477	62043	61483	62728	62040	62724
Normative load declared	kg	7	7	8	8	8	8	8	8	8	8	8	8	7	7	7	7	7
Rpm (spin)		1200	1000	1200	1400	1200	1200	1200	1200	1000	1000	1000	800	1200	1200	1200	1000	1600
Energy class				A+	A	A	A	A+	A	A	A	A	A	A	A	A	A	A+
Spin Performance				B	B	B	B	B	B	B	D	D	D	B	B	B	C	A
Washing Efficiency class				A	A	A	A	A	A	A	A	A	A	A	A	A	A	A
60° C energy consumption	(kWh)	1.02	1.02	1.36	1.33	1.52	1.52	1.33	1.52	1.52	1.52	1.52	1.52	1.33	1.33	1.33	1.33	1.19
Water consumption	(l)	65	65	69	70	69	69	69	69	69	69	69	69	60	60	60.0	60	60
60° C program duration	(min)			140	140	140	175	140	175	140	175	175		153	140	140	153	153
Water remaining after spin (as a percentage of dry weight of wash)	%	52	59	52	52	52	52	52	52	59	59	59	69	52	52	52	59	38
Door Frame colour		Blue	Silver	White+Grey	White+Grey	White+Grey	White	White+Grey	White+Grey	White+Grey	White+Grey	White+Grey	White+Grey	Silver	White+Grey	White+Grey	White+Grey	White+Grey
Cabinet colour		Silver	White	White	White	White	White	White	White	White	White	White	White	Silver	White	White	White	White
Interface		Led	Led	Big Digit	Small Digit	Small Digit	Small Digit	Led	Led	Led	Led	Led	Led	Big Digit	Big Digit	Big Digit	Big Digit	Small Digit
Display functions				Delay Timer, Temperature regulation, Spin selection, Time to End, Program selection	Delay Timer									Delay Timer, Temperature regulation, Regolazione/Spin selection	Delay Timer, Temperature regulation, Regolazione/Spin selection, Time to End	Delay Timer, Temperature regulation, Regolazione/Spin selection, Time to End	Delay Timer, Temperature regulation, Regolazione/Spin selection, Time to End	Delay Timer
Knobs					Spin Regulation, Temperature regulation, Program selection	Spin Regulation, Temperature regulation, Program selection	Spin Regulation, Temperature regulation, Program selection	Spin Regulation, Temperature regulation, Program selection	Spin Regulation, Temperature regulation, Program selection	Spin Regulation, Temperature regulation, Program selection	Spin Regulation, Temperature regulation, Program selection	Spin Regulation, Temperature regulation, Program selection	Spin Regulation, Temperature regulation, Program selection	Program selection	Program selection	Program selection	Program selection	Spin Regulation, Temperature regulation, Program selection
No. of kbs				1	3	3	3	3	3	3	3	3	3	1	1	1	1	3
Button functions		Start programme, On/Off	Start programme, On/Off	Antistain, Start/Pause, Delay Timer, Eco Time, Extra Rinse, Mini load, On/Off, Spin Regulation, Temperature regulation	Start/Pause, Delay Timer, Eco Time, On/Off, Mini load	Start/Pause, Delay Timer, Eco Time, Mini load, On/Off	Antistain, Start/Pause, Delay Timer, Eco Time, Mini load, On/Off	Antistain, Start/Pause, Delay Timer, Eco Time, Mini load, On/Off	Antistain, Start/Pause, Delay Timer, Eco Time, Mini load, On/Off	Antistain, Start/Pause, Delay Timer, Eco Time, Extra Rinse, Mini load, On/Off	Start/Pause, Delay Timer, Eco Time, Mini load, On/Off, Antistain	Antistain, Start/Pause, Delay Timer, Eco Time, Mini load, On/Off	Antistain, Start/Pause, Delay Timer, Eco Time, Mini load, On/Off	Antistain, Start/Pause, Delay Timer, Eco Time, Extra Rinse, On/Off, Spin Regulation, Temperature regulation, Easy Iron	Antistain, Start/Pause, Delay Timer, Eco Time, Extra Rinse, On/Off, Spin Regulation, Temperature regulation, Easy Iron	Antistain, Start/Pause, Delay Timer, Eco Time, Extra Rinse, On/Off, Spin Regulation, Temperature regulation, Easy Iron	Antistain, Start/Pause, Delay Timer, Eco Time, Extra Rinse, On/Off, Spin Regulation, Temperature regulation, Easy Iron	Antistain, Start/Pause, Delay Timer, Eco Time, On/Off
Indicators/LEDs		Programme progress, On-Off, Door Locked	Programme progress, On-Off, Door Locked	Start/Pause, Eco Time, On-Off, Options	Start/Pause, Eco Time, Washing Phases+Delay, Options, Door Locked	Start/Pause, Eco Time, Washing Phases+Delay, On-Off, Options, Door Locked	Start/Pause, Eco Time, Washing Phases+Delay, Options, Door Locked	Start/Pause, Eco Time, Washing Phases+Delay, Options, Door Locked	Start/Pause, Eco Time, Washing Phases+Delay, Options, Door Locked	Start/Pause, Eco Time, Washing Phases+Delay, On-Off, Options, Door Locked	Start/Pause, Eco Time, Washing Phases+Delay, Options, Door Locked	Start/Pause, Eco Time, Washing Phases+Delay, On-Off, Options, Door Locked	Start/Pause, Eco Time, Washing Phases+Delay, On-Off, Options, Door Locked	Start/Pause, Eco Time, On-Off, Options	Start/Pause, Eco Time, On-Off, Options	Start/Pause, Eco Time, On-Off, Options	Start/Pause, Eco Time, On-Off, Options	Start/Pause, Eco Time, Washing Phases+Delay, Options, Door Locked
Antifoam		•	•	•	•	•	•	•	•	•	•	•	•	•	•	•	•	•
Bleaching				•	•	•	•	•	•	•	•	•	•	•	•	•	•	•
Automatic variable load		•	•	•	•	•	•	•	•	•	•	•	•	•	•	•	•	•
Wood cycle		Handwash	Handwash	Handwash	Handwash	Handwash	Handwash	Handwash	Handwash	Handwash	Handwash	Handwash	Handwash	Handwash	Handwash	Handwash	Handwash	Handwash
Super Silent																		
Rapid wash																		
Detergent scoop		•	•															
Prewash																		
Daily wash		•	•	•	•	•	•	•	•	•	•	•	•	•	•	•	•	•
No. of washing programmes		4	4	16	16	16	16	16	16	16	16	16	16	16	16	16	16	16
Special				Express, Jeans, Outwear, Sport Intensive, Sport Light, Sport Shoes	Express, Jeans, Outwear, Sport Intensive, Sport Light, Sport Shoes	Express, Jeans, Outwear, Sport Intensive, Sport Light, Sport Shoes	Express, Jeans, Outwear, Sport Intensive, Sport Light, Sport Shoes	Express, Jeans, Outwear, Sport Intensive, Sport Light, Sport Shoes	Express, Jeans, Outwear, Sport Intensive, Sport Light, Sport Shoes	Express, Jeans, Outwear, Sport Intensive, Sport Light, Sport Shoes	Express, Jeans, Outwear, Sport Intensive, Sport Light, Sport Shoes	Express, Jeans, Outwear, Sport Intensive, Sport Light, Sport Shoes	Express, Jeans, Outwear, Sport Intensive, Sport Light, Sport Shoes	Express, Jeans, Outwear, Sport Intensive, Sport Light, Sport Shoes	Express, Jeans, Outwear, Sport Intensive, Sport Light, Sport Shoes	Express, Jeans, Outwear, Sport Intensive, Sport Light, Sport Shoes	Express, Jeans, Outwear, Sport Intensive, Sport Light, Sport Shoes	Express, Jeans, Outwear, Sport Intensive, Sport Light, Sport Shoes
Sport Programmes				3	3	3	3	3	3	3	3	3	3	3	3	3	3	3
Environment-friendly rinse		•	•	•	•	•	•	•	•	•	•	•	•	•	•	•	•	•
Silk		•	•	•	•	•	•	•	•	•	•	•	•	•	•	•	•	•
Cottons with prewash				•	•	•	•	•	•	•	•	•	•	•	•	•	•	•
Mix 30°																		
Colour Mix		•	•															
Door lock																		
Shock absorbers		•	•	•	•	•	•	•	•	•	•	•	•	•	•	•	•	•
Thermal antishock		•	•	•	•	•	•	•	•	•	•	•	•	•	•	•	•	•
Motor		Collector	Collector	Three-Phase	Collector	Collector	Collector	Three-Phase	Collector	Collector	Collector	Collector	Collector	Collector	Collector	Collector	Collector	Three-Phase
Safety delay to lock door		•	•	Instantaneous	Standard	Standard	Standard	Standard	Standard	Standard	Standard	Standard	Standard	Instantaneous	Instantaneous	Instantaneous	Instantaneous	Standard
Overflow device		Antioverflow	Antioverflow	Antioverflow	Antioverflow	Antioverflow	Antioverflow	Antioverflow	Antioverflow	Antioverflow	Antioverflow	Antioverflow	Antioverflow	Antioverflow	Antioverflow	Antioverflow	Antioverflow	Antioverflow
Child lock																		
Technical features																		
Supply Voltage		220-240	220-240	220-240	220-240	220-240	220-240	220-240	220-240	220-240	220-240	220-240	220-240	220-240	220-240	220-240	220-240	220-240
Supply Frequency		50	50	50	50	50	50	50	50	50	50	50	50	50	50	50	50	50
Absorbed Current	(A)	10	10	10	10	10	10	10	10	10	10	10	10	10	10	10	10	10
Cable Length	(m)	1.7	1.7	1.7	1.7	1.7	1.7	1.7	1.7	1.7	1.7	1.7	1.7	1.7	1.7	1.7	1.7	1.7
Absorbed Power	(W)	1850	1850	1850	1850	1850	1850	1850	1850	1850	1850	1850	1850	1850	1850	1850	1850	1850
Plug Type		AUS	AUS	Shuko	Shuko	AUS	Shuko	Shuko	Shuko	UK	UK	Shuko	Shuko	Shuko	Shuko	India	Shuko	Shuko
Height x Width x Depth PF	(cm)	85 x 59.5 x 53.5	85 x 59.5 x 53.5	85 x 59.5 x 60	85 x 59.5 x 60	85 x 59.5 x 60	85 x 59.5 x 60	85 x 59.5 x 60	85 x 59.5 x 60	85 x 59.5 x 60	85 x 59.5 x 60	85 x 59.5 x 60	85 x 59.5 x 60	85 x 59.5 x 53.5	85 x 59.5 x 53.5	85 x 59.5 x 53.5	85 x 59.5 x 53.5	85 x 59.5 x 53.5

Maxiload 7 kg

Standards

Description	IWD 7105 B (AUS)	IWC 7145 (EU)	IWC 7125 (EU)	IWC 7105 (EU)	IWC 7105 (KW)	IWC 7105 (EX) 60Hz	IWC 7085 (EU)	IWC 7125 S (EU)	IWC 7105 S (EX) 60Hz	IWD 6145 (EU)	IWD 6105 B (IND)	IWD 6085 (EU)	IWC 6125 (EU)	IWC 6103 (EU)	IWC 6093 (EU)	IWC 6095 (EX) 60Hz	IWC 6105 S (EU)
Type	Washers	Washers	Washers	Washers	Washers	Washers	Washers	Washers	Washers	Washers	Washers	Washers	Washers	Washers	Washers	Washers	Washers
Name	62689	62010	62075	62005	62656	62648	62004	62008	62659	62896	62893	62890	61997	61981	61979	62850	61994
Normative load declared	kg	7	7	7	7	7	7	7	7	6	6	6	6	6	6	6	6
Rpm (spin)		1000	1400	1200	1000	1000	800	1200	1000	1400	1000	800	1200	1000	900	900	1000
Energy class		A	A	A	A	A	A	A	A	A	A	A	A	A	A	A	A+
Spin Performance		C	B	C	C	C	D	B	C	B	C	D	B	C	D	D	C
Washing Efficiency class		A	A	A	A	A	A	A	A	A	A	A	A	A	A	A	A
60° C energy consumption	(kWh)	1.33	1.33	1.33	1.33	1.33	1.33	1.33	1.33	1.14	1.14	1.14	1.14	1.14	1.14	1.14	1.02
Water consumption	(l)	60	60	60	60	60	60	60	60	44	52	52	52	44	52	52	52
60° C program duration	(min)	140	153	153	150	133	153	153	155	137	137	137	153	137	137	159	140
Water remaining after spin (as a percentage of dry weight of wash)	%	59	48	52	59	59	59	69	59	48	59	69	52	59	69	72	59
Door Frame colour		White+Grey	White	White	White	White	White	White	Silver	Silver	White	White+Grey	White	White	White	White	Silver
Cabinet colour		White	White	White	White	White	White	White	Silver	Silver	White	White	White	White	White	White	Silver
Interface		Small Digit	Led	Led	Led	Led	Led	Led	Led	Small Digit	Small Digit	Small Digit	Led	Led	Led	Led	Led
Display functions		Delay Timer								Delay Timer							
Knobs		Spin Regulation, Temperature regulation, Program selection	Spin Regulation, Temperature regulation, Program selection	Spin Regulation, Temperature regulation, Program selection	Spin Regulation, Temperature regulation, Program selection	Spin Regulation, Temperature regulation, Program selection	Spin Regulation, Temperature regulation, Program selection	Spin Regulation, Temperature regulation, Program selection	Spin Regulation, Temperature regulation, Program selection	Spin Regulation, Temperature regulation, Program selection	Spin Regulation, Temperature regulation, Program selection	Spin Regulation, Temperature regulation, Program selection	Spin Regulation, Temperature regulation, Program selection	Spin Regulation, Temperature regulation, Program selection	Spin Regulation, Temperature regulation, Program selection	Spin Regulation, Temperature regulation, Program selection	Spin Regulation, Temperature regulation, Program selection
No. of kbs		3	3	3	3	3	3	3	3	3	3	3	3	3	3	3	3
Button functions		Antistain, Start/Pause, Delay Timer, Eco Time, Mini load, On/Off	Antistain, Start/Pause, Delay Timer, Eco Time, Extra Rinse, On/Off	Antistain, Start/Pause, Delay Timer, Eco Time, Extra Rinse, On/Off	Antistain, Start/Pause, Delay Timer, Eco Time, Extra Rinse, On/Off	Antistain, Start/Pause, Delay Timer, Eco Time, Extra Rinse, On/Off	Antistain, Start/Pause, Delay Timer, Eco Time, Extra Rinse, On/Off	Antistain, Start/Pause, Delay Timer, Eco Time, Extra Rinse, On/Off	Antistain, Start/Pause, Delay Timer, Eco Time, Extra Rinse, On/Off	Antistain, Start/Pause, Delay Timer, Eco Time, Extra Rinse, On/Off	Start/Pause, Delay Timer, Eco Time, Extra Rinse, On/Off	Antistain, Start/Pause, Delay Timer, Eco Time, Mini load, On/Off	Antistain, Start/Pause, Delay Timer, Eco Time, Extra Rinse, On/Off	Antistain, Start/Pause, Delay Timer, Eco Time, Extra Rinse, On/Off	Antistain, Start/Pause, Delay Timer, Eco Time, Extra Rinse, On/Off	Antistain, Start/Pause, Delay Timer, Eco Time, Extra Rinse, On/Off	Antistain, Start/Pause, Delay Timer, Eco Time, Extra Rinse, On/Off
Indicators/LEDs		Start/Pause, Eco Time, Washing Phases+Delay, Options	Start/Pause, Eco Time, Washing Phases+Delay, On-Off, Options	Start/Pause, Eco Time, Washing Phases+Delay, On-Off, Options, Door Locked	Start/Pause, Eco Time, Washing Phases+Delay, On-Off, Options, Door Locked	Start/Pause, Eco Time, Washing Phases+Delay, Options, Door Locked	Start/Pause, Eco Time, Washing Phases+Delay, Options, Door Locked	Start/Pause, Eco Time, Washing Phases+Delay, Options, Door Locked	Start/Pause, Eco Time, Washing Phases+Delay, On-Off, Options	Start/Pause, Eco Time, Washing Phases+Delay, Options, Door Locked	Start/Pause, Eco Time, Washing Phases+Delay, Options, Door Locked	Start/Pause, Eco Time, Washing Phases+Delay, Options, Door Locked	Start/Pause, Eco Time, Washing Phases+Delay, On-Off, Options	Start/Pause, Eco Time, Washing Phases+Delay, Options, Door Locked	Start/Pause, Eco Time, Washing Phases+Delay, Options, Door Locked	Start/Pause, Eco Time, Washing Phases+Delay, Options, Door Locked	Start/Pause, Eco Time, Washing Phases+Delay, On-Off, Options
Antifoam		•	•	•	•	•	•	•	•	•	•	•	•	•	•	•	•
Bleaching		•	•	•	•	•	•	•	•	•	•	•	•	•	•	•	•
Automatic variable load		•	•	•	•	•	•	•	•	•	•	•	•	•	•	•	•
Wood cycle		Handwash	Handwash	Handwash	Handwash	Handwash	Handwash	Handwash	Handwash	Handwash	Handwash	Handwash	Handwash	Handwash	Handwash	Handwash	Handwash
Super Silent																	
Rapid wash																	
Detergent scoop																	
Prewash																	
Daily wash		•	•	•	•	•	•	•	•	•	•	•	•	•	•	•	•
No. of washing programmes		16	16	16	16	16	16	16	16	16	16	16	16	16	16	16	16
Special		Express, Jeans, Sport Intensive, Sport Light, Sport Shoes	Express, Jeans, Sport Intensive, Sport Light, Sport Shoes	Express, Jeans, Sport Intensive, Sport Light, Sport Shoes	Express, Jeans, Sport Intensive, Sport Light, Sport Shoes	Express, Jeans, Sport Intensive, Sport Light, Sport Shoes	Express, Jeans, Sport Intensive, Sport Light, Sport Shoes	Express, Jeans, Sport Intensive, Sport Light, Sport Shoes	Express, Jeans, Sport Intensive, Sport Light, Sport Shoes	Express, Jeans, Sport Intensive, Sport Light, Sport Shoes	Express, Jeans, Sport Intensive, Sport Light, Sport Shoes	Express, Jeans, Sport Intensive, Sport Light, Sport Shoes	Express, Jeans, Sport Intensive, Sport Light, Sport Shoes	Express, Jeans, Sport Intensive, Sport Light, Sport Shoes	Express, Jeans, Sport Intensive, Sport Light, Sport Shoes	Express, Jeans, Sport Intensive, Sport Light, Sport Shoes	Express, Jeans, Sport Intensive, Sport Light, Sport Shoes
Sport Programmes		3	3	3	3	3	3	3	3	3	3	3	3	3	3	3	3
Environment-friendly rinse																	
Silk		•	•	•	•	•	•	•	•	•	•	•	•	•	•	•	•
Cottons with prewash		•	•	•	•	•	•	•	•	•	•	•	•	•	•	•	•
Mix 30°																	
Colour Mix																	
Door lock																	
Shock absorbers		•	•	•	•	•	•	•	•	•	•	•	•	•	•	•	•
Thermal antishock		•	•	•	•	•	•	•	•	•	•	•	•	•	•	•	•
Motor		Collector	Collector	Collector	Collector	Collector	Collector	Collector	Collector	Collector	Collector	Collector	Collector	Collector	Collector	Collector	Collector
Safety delay to lock door		Standard	Standard	Standard	Standard	Standard	Standard	Standard	Standard	Standard	Standard	Standard	Standard	Standard	Standard	Standard	Standard
Overflow device		Antioverflow	Antioverflow	Antioverflow	Antioverflow	Antioverflow	Antioverflow	Antioverflow	Antioverflow	Antioverflow	Antioverflow	Antioverflow	Antioverflow	Antioverflow	Antioverflow	Antioverflow	Antioverflow
Child lock																	
Technical features																	
Supply Voltage	(A)	220-240	220-240	220-240	220-240	220-240	220-240	220-240	220-240	220-240	220-240	220-240	220-240	220-240	220-240	220-240	220-240
Supply Frequency	(m)	50	50	50	50	50	60	50	50	50	50	50	50	50	50	60	50
Absorbed Current	(W)	10	10	10	10	10	10	10	10	10	10	10	10	10	10	10	10
Cable Length		1.7	1.7	1.7	1.7	1.7	1.7	1.7	1.7	1.7	1.7	1.7	1.7	1.7	1.7	1.7	1.7
Absorbed Power	(cm)	1850	1850	1850	1850	1850	1850	1850	1850	1850	1850	1850	1850	1850	1850	1850	1850
Plug Type		AUS	Shuko	Shuko	Shuko	UK	UK	Shuko	Shuko	UK	Shuko	India	Shuko	Shuko	Shuko	UK	Shuko
Height x Width x Depth PF		85 x 59.5 x 53.5	85 x 59.5 x 53.5	85 x 59.5 x 53.5	85 x 59.5 x 53.5	85 x 59.5 x 53.5	85 x 59.5 x 53.5	85 x 59.5 x 53.5	85 x 59.5 x 53.5	85 x 59.5 x 53.5	85 x 59.5 x 52.5	85 x 59.5 x 52.5	85 x 59.5 x 52.5	85 x 59.5 x 52.5	85 x 59.5 x 52.5	85 x 59.5 x 52.5	85 x 59.5 x 53.5

Standards																	Built-in		
Description	IWC 6085 S (EU)	IWC 6105 B (IND)	IWC 6085 B (IND)	IWB 6063 (EU)	IWB 6085 B (AUS)	WIN 122 (EX)	WIN 102 (EX)	WIN 82 (EX)	WIN 82 (EX) 60Hz	WIN 121 (EU)	WIN 101 (EX)	WIN 81 (EX)	WIN 81 (IN)	WIN 602 (EU)	IWME 12 (EU)	IWME 10 (EU)	IWME 8 (EU)		
Type	Washers	Washers	Washers	Washers	Washers	Washers	Washers	Washers	Washers	Washers	Washers	Washers	Washers	Washers	Washers	Washers	Washers		
Name	62618	62856	62849	61954	62844	46475	46482	46478	59270	46488	46458	46457	59999	46473	51603	52808	52807		
Normative load declared	kg	6	6	6	6	5	5	5	5	5	5	5	5	5	6	6	6		
Rpm (spin)		800	1000	800	600	800	1000	800	800	1200	1000	800	800	600	1200	1000	600		
Energy class		A+	A	A	A	A+	A	A+	A	A+	A	A	A	A+	A+	A+	A+		
Spin Performance		D	C	D	E	D	C	D	D	B	C	D	D	E	B	C	E		
Washing Efficiency class		A	A	A	A	A	A	A	A	A	A	A	A	A	B	B	B		
60° C energy consumption	(kWh)	1.02	1.14	1.02	1.14	0.85	0.95	0.85	0.95	0.85	0.95	0.95	0.95	0.85	1.02	1.02	1.02		
Water consumption	(l)	52	52	52	44	52.0	53	53	55	53	49	53	53	43	64	64	64		
60° C program duration	(min)	153	137	137	137	159	105	127	105	105	105	105	130	127	135	135	135		
Water remaining after spin (as a percentage of dry weight of wash)	%	69	59	69	79	69	52	59	69	52	59	69	69	79	52	59	79		
Door Frame colour		Silver	White+Grey	White+Grey	White	White+Grey	White	White	White	White	White	White	White	White	White	White	White		
Cabinet colour		Silver	White	White	White	White	White	White	White	White	White	White	White	White	White	White	White		
Interface		Led	Led	Led	Led	Led	Led	Led Base	Led Base	Led	Led Base	Led Base	Led Base	Led Base	Led	Led	Led		
Knobs		Spin Regulation, Temperature regulation, Program selection	Spin Regulation, Temperature regulation, Program selection	Spin Regulation, Temperature regulation, Program selection	Temperature regulation, Program selection	Temperature regulation, Program selection	Temperature regulation, Program selection	Temperature regulation, Program selection	Temperature regulation, Program selection	Temperature regulation, Program selection	Temperature regulation, Program selection	Program selection	Program selection	Program selection	Temperature regulation, Program selection	Temperature regulation, Spin selection and regulation, Program selection	Temperature regulation, Spin selection and regulation, Program selection		
No. of kbs		3	3	3	2	2	2	2	2	2	1	1	1	2	3	3	3		
Button functions		Antistain, Start/Pause, Delay Timer, Eco Time, Extra Rinse, On/Off	Antistain, Start/Pause, Delay Timer, Eco Time, Extra Rinse, On/Off	Antistain, Start/Pause, Delay Timer, Eco Time, Extra Rinse, On/Off	Start/Pause, Delay Timer, Eco Time, Extra Rinse, On/Off, Spin Reduction	Antistain, Start/Pause, Delay Timer, Eco Time, Spin selection, On/Off	Rapid wash, On/Off, Spin reduction, Start/Reset, Water tub stop	Rapid wash, On/Off, Spin reduction, Start/Reset, Water tub stop	Spin selection, Extra Rinse, Rapid wash, Start/Reset	Spin selection, Extra Rinse, Rapid wash, On/Off, Start/Reset	Extra Rinse, Rapid wash, On/Off, Spin reduction, Start/Reset	Rapid wash, Spin reduction, Start/Reset, On/Off	Rapid wash, Spin reduction, Start/Reset, On/Off	Rapid wash, On/Off, Spin reduction, Start/Reset	Spin selection, Rapid wash, On/Off, Start/Reset	Antistain, Delay Timer, Extra Rinse, On/Off, Start/Reset, Easy Iron	Antistain, Delay Timer, Extra Rinse, On/Off, Start/Reset, Easy Iron	Antistain, Delay Timer, Extra Rinse, On/Off, Start/Reset, Easy Iron	
Indicators/LEDs		Start/Pause, Eco Time, Washing Phases+Delay, Options, Door Locked	Start/Pause, Eco Time, Washing Phases+Delay, Options	Start/Pause, Eco Time, Washing Phases+Delay, Options	Start/Pause, Eco Time, Washing Phases+Delay, Options, Door Locked	Start/Pause, Eco Time, Washing Phases+Delay, Options, Door Locked	Washing Phases+Delay, On-Off, Door Locked	Washing Phases, Door Locked	Washing Phases, Door Locked	Washing Phases, Door Locked, Options	Washing Phases, Door Locked	Washing Phases, Door Locked	Washing Phases, Door Locked	Washing Phases, Door Locked	Washing Phases, Door Locked	Time delay, Washing Phases+Delay, On-Off, Options	Time delay, Washing Phases+Delay, On-Off, Options	Time delay, Washing Phases+Delay, On-Off, Options	
Antifoam		•	•	•	•	•	•	•	•	•	•	•	•	•	•	•	•		
Bleaching		•	•	•	•	•	•	•	•	•	•	•	•	•	•	•	•		
Automatic variable load		•	•	•	•	•	•	•	•	•	•	•	•	•	•	•	•		
Wood cycle		Handwash	Handwash	Handwash	Handwash	Handwash	Handwash	Handwash	Handwash	Handwash	Handwash	Handwash	Handwash	Handwash	Handwash	Handwash	Handwash		
Super Silent																			
Rapid wash																			
Detergent scoop																			
Prewash																			
Daily wash		•	•	•	•	•	•	•	•	•	•	•	•	•	•	•	•		
No. of washing programmes		16	16	16	16	16	16	16	16	16	16	16	16	16	16	16	16		
Special		Express, Jeans, Sport Intensive, Sport Light, Sport Shoes	Express, Jeans, Sport Intensive, Sport Light, Sport Shoes	Express, Jeans, Sport Intensive, Sport Light, Sport Shoes	Express, Jeans, Sport Intensive, Sport Light, Sport Shoes	Express, Jeans, Sport Intensive, Sport Light, Sport Shoes													
Time4You Programmes															4	4	4		
Sport Programmes		3	3	3	3	3									2	2	2		
Environment-friendly rinse																			
Silk		•	•	•	•	•	•	•	•	•	•	•	•	•	•	•	•		
Cottons with prewash		•	•	•	•	•	•	•	•	•	•	•	•	•	•	•	•		
Mix 30°																			
Colour Mix																			
Door lock																			
Shock absorbers		•	•	•	•	•	•	•	•	•	•	•	•	•	•	•	•		
Thermal antishock		•	•	•	•	•	•	•	•	•	•	•	•	•	•	•	•		
Motor		Collector	Collector	Collector	Collector	Collector	Collector	Collector	Collector	Collector	Collector	Collector	Collector	Collector	Collector	Collector	Collector		
Safety delay to lock door		Standard	Standard	Standard	Standard	Standard	Standard	Standard	Standard	Standard	Standard	Standard	Standard	Standard	Standard	Standard	Standard		
Overflow device		Antioverflow	Antioverflow	Antioverflow	Antioverflow	Antioverflow	Antioverflow	Antioverflow	Antioverflow	Antioverflow	Antioverflow	Antioverflow	Antioverflow	Antioverflow	Antioverflow	Antioverflow	Antioverflow		
Child lock																			
Technical features																			
Supply Voltage		220-240	220-240	220-240	220-240	220-240	220-240	220-230	220-240	220-240	220-240	220-240	220-240	220-240	220-240	220-240	220-240		
Supply Frequency		50	50	50	50	50	50	50	60	50	50	50	50	50	50	50	50		
Absorbed Current	(A)	10	10	10	10	10	10	10	10	10	10	10	10	10	10	10	10		
Cable Length	(m)	1.7	1.7	1.7	1.7	1.7	1.7	1.5	1.7	1.7	1.7	1.7	1.7	1.7	1.5	1.7	1.7		
Absorbed Power	(W)	1850	1850	1850	1850	1850	1850	1850	1850	1850	1850	1850	1850	1850	1700	1850	1850		
Plug Type		Shuko	India	India	Shuko	AUS	Shuko	Shuko	UK	Shuko	Shuko	Shuko	India	Shuko	Shuko	Shuko	Shuko		
Height x Width x Depth PF	(cm)	85 x 59.5 x 53.5	85 x 59.5 x 52.5	85 x 59.5 x 52.5	85 x 59.5 x 52.5	85 x 59.5 x 52.5	85 x 59.5 x 52.5	85 x 59.5 x 52.5	85 x 59.5 x 52.5	85 x 59.5 x 52.5	85 x 59.5 x 52.5	85 x 59.5 x 52.5	85 x 59.5 x 52.5	85 x 59.5 x 52.5	82 x 59.5 x 55	82 x 59.5 x ?	82 x 59.5 x ?		



Easy2choose

The interface allows to visualize and select the more suitable program in an easy way. You can choose between standard programmes, Time 4 you programmes for saving time and sport programmes for sport cloths and shoes.





Time 4 you



Flash Clean

For those who want the best washing performance without having to wait long. While the standard cycles of our competitors last almost two hours, Indesit's Class A(*) breaks all time records. A standard wash is ready and clean after barely an hour. To save time without sacrificing quality.

(*) The Class-A washing rating is obtained in the Flash Clean with any 3.5 kg-wash load at 60 C°.

	PROGRAM	GARMENT	TIME	TEMPERATURE
	Flash Clean	Cotton	60 minutes	60°
	Flash Colours	Coloured	55 minutes	40°
	Flash Nylon	Synthetics	45 minutes	40°
	Daily	Refresh	30 minutes	30°

Sport



Special Shoes

Indesit has created the first specific program for sport shoes, saving time and work required to hand-wash them. Thanks to this cycle, an exclusive Indesit patent, your favourite shoes will always be in perfect condition because, during the wash, they remain attached to the basket walls, and therefore do not knock, scrape or fall over each other avoiding also any bothering noise.



Special Sport

Those who love sport and often go training know how important it is to have clean clothes, ready to put on for the next training session. This program washes them in only 45 minutes and is particularly recommended for those synthetic garments which don't need to be ironed.



Double A Class

/ Indesit top loading washing machines guarantee the double A class which means the best performance with the nomimum energy consumption.



Model	Colour	Code	EAN Code
WITXL 149 (EU)	White	50757	8007842507577

Dimensions: H 85 W 40 D 60 cm

- Load Capacity: 6 kg
- Spin Speed: 1400 rpm
- Led Interface
- 16 programmes
- Silent Technology
- Automatic water level control
- Detergent recycling system
- Delay Timer
- Extra Rinse option
- Stain Removal option
- Wool program
- Silk and curtains program

Also available:
1200 rpm: **50760 - WITXL 129 (EU) Ean Code 8007842507607**
1000 rpm: **50759 - WITXL 109 (EX) Ean Code 8007842507591**





5kg

AA

Model	Colour	Code	EAN Code
WITL 125 (EU)	White	34281	8007842342819

Dimensions: H 85 W 40 D 60 cm

- **Load Capacity: 5 kg**
- Spin Speed: 1200 rpm
- 17 programmes
- Led Interface
- Automatic water level control
- Detergent recycling system
- Delay Timer
- Extra Rinse option
- Stain Removal option
- Wool program
- Silk and curtains program

Also available:
 800 rpm: **F034280 - WITL 85 (EU) Ean Code 8007842342802**
 600 rpm: **F034279 - WITL 62 (EU) Ean Code 8007842342796**



5kg

AA

Model	Colour	Code	EAN Code
WITP 82 (EU)	White	34265	8007842342659

Dimensions: H 85 W 40 D 60 cm

- **Load Capacity: 5 kg**
- Spin Speed: 800 rpm
- Led Interface

Description	WITXL 149 (EU)	WITXL 129 (EU)	WITXL 109 (EX)	WITL 125 (EU)	WITL 85 (EU)	WITL 62 (EU)	WITP 82 (EU)
Type	Washers	Washers	Washers	Washers	Washers	Washers	Washers
Name	50757	50760	50759	34281	34280	34279	34265
Rpm (spin)	1400	1200	1000	1200	800	600	800
Normative load declared	6	6	6	5	5	5	5
Energy class	A	A	A	A	A	A	A
Spin Performance	B	B	B	B	D	E	D
Washing Efficiency class	A	A	A	A	A	A	A
60° C energy consumption (kWh)	1.14	1.14	1.14	0.95	0.95	0.95	0.95
Water consumption (l)	52	52	52	49	52	52	52
60° C program duration (min)	160	160	160	105	105	105	105
Water remaining after spin (as a percentage of dry weight of wash)	%	48	52	59	52	69	79
Cabinet colour	White	White	White	White	White	White	White
Interface	Led	Led	Led	Led	Led	Led	Led
Knobs	Temperature regulation, Spin regulation and selection, Program selection	Temperature regulation, Spin regulation and selection, Program selection	Temperature regulation, Spin regulation and selection, Program selection	Temperature regulation, Spin regulation and selection, Program selection	Temperature regulation, Spin regulation and selection, Program selection	Temperature regulation, Spin regulation and selection, Program selection	Temperature regulation, Spin regulation, Program selection
No. of knobs	3	3	3	3	3	2	2
No. of indicators	9	9	9	9	9	9	9
Buttons/functions	Antistain, Delay Timer, Extra Rinse, On/Off, Start/Reset, Easy Iron	Antistain, Delay Timer, Extra Rinse, On/Off, Start/Reset, Easy Iron	Antistain, Delay Timer, Extra Rinse, On/Off, Start/Reset, Easy Iron	Antistain, Delay Timer, Extra Rinse, On/Off, Start/Reset, Easy Iron	Antistain, Delay Timer, Extra Rinse, On/Off, Start/Reset, Easy Iron	Antistain, Spin exclusion, Extra Rinse, On/Off, Start/Reset, Easy Iron	Antistain, Extra Rinse, On/Off, Start/Reset, Spin exclusion
Indicators/LEDs	Washing Phases+Delay On-Off, Door Locked	Washing Phases+Delay, On-Off, Door Locked	Washing Phases+Delay, On-Off, Door Locked	Washing Phases+Delay, On-Off, Door Locked	Washing Phases+Delay, On-Off, Door Locked	Washing Phases, On-Off, Door Locked	Washing Phases, On-Off, Door Locked
Antifoam	•	•	•	•	•	•	•
Automatic variable load	•	•	•	•	•	•	•
Wood cycle	Handwash	Handwash	Handwash	Handwash	Handwash	Handwash	Handwash
Super Silent	•	•	•	•	•	•	•
Daily wash	•	•	•	•	•	•	•
No. of washing programmes	16	16	16	17	17	17	17
Time4You Programmes	4	4	4	4	4	•	•
Sport Programmes	2	2	2	2	2	•	•
Silk	•	•	•	•	•	•	•
Shock absorbers	•	•	•	•	•	•	•
Thermal antishock	•	•	•	•	•	•	•
Motor	Three-Phase	Three-Phase	Three-Phase	Collector	Collector	Collector	Collector
Safety delay to lock door	•	•	•	•	•	•	•
Overflow device	Antioverflow	Antioverflow	Antioverflow	Antioverflow	Antioverflow	Antioverflow	Antioverflow
Technical features							
Supply Voltage	220-240	220-240	220-240	220-230	220-230	220-230	220-230
Supply Frequency	50	50	50	50	50	50	50
Absorbed Current (A)	10	10	10	10	10	10	10
Cable Length (m)	1.7	1.7	1.7	1.50	1.50	1.50	1.50
Absorbed Power (W)	1850	1850	1850	1850	1850	1850	1850
Plug Type	Shuko	Shuko	Shuko	Shuko	Shuko	Shuko	Shuko
Height x Width x Depth PF (cm)	85 x 40 x 60	85 x 40 x 60	85 x 40 x 60	85 x 40 x 60	85 x 40 x 60	85 x 40 x 60	85 x 40 x 60

The load is washed and dried.

7kg + 5kg

The new Indesit washing machine can wash and dry loads of up to 5 kg in one cycle. In addition, it can wash loads of up to 7 kg, 40% more than standard washing machines. Furthermore, the new 6 kg capacity models have a drying capacity equivalent of 5 kg.



6kg + 5kg

Model	Colour	Code	EAN Code
IWDC 6105 (EU)	White	62476	8007842624762

Dimensions: H 85 W 59.5 D 53.5 cm

- **Load Capacity: 6 kg**
- **Drying Capacity: 5 kg**
- Spin Speed: 1000 rpm
- 3 knobs led interface
- 16 washing programmes
- 3 drying programmes
- Special programmes: Express Wash & Dry, Jeans, Sport Light, Sport Shoes
- Options: delay timer, eco-time, easy iron, 1/2 spin
- Automatic water level control
- 3 level sensor drying system



7kg + 5kg

Model	Colour	Code	EAN Code
IWDE 7125 B (EXP)	White	62570	8007842625707

Dimensions: H 85 W 59.5 D 53.5 cm

- **Load Capacity: 7 kg**
- **Drying Capacity: 5 kg**
- Spin Speed: 1200 rpm
- Big Digital Display
- 16 washing programmes
- 3 drying programmes
- Special programmes: Express Wash & Dry, Jeans, Sport Light, Sport Shoes
- Options: delay timer, eco-time, intensive wash, extra rinse, variable spin
- Automatic water level control
- 3 level sensor drying system
- Bi-colour door

Also available:
62565 - IWDE 7125 B (EU) Ean Code 8007842625653



7kg + 5kg

Model	Colour	Code	EAN Code
IWDC 7105 (EXP)	White	62521	8007842625219

Dimensions: H 85 W 59.5 D 52.5 cm

- **Load Capacity: 7 kg**
- **Drying Capacity: 5 kg**
- Spin Speed: 1000 rpm
- 3 knobs led interface
- 16 washing programmes
- 3 drying programmes
- Special programmes: Express Wash & Dry, Jeans, Sport Light, Sport Shoes
- Options: delay timer, eco-time, easy iron, 1/2 spin
- Automatic water level control
- 3 level sensor drying system

Also available:
1200 rpm, silver: 62534 - IWDC 7125 S (EXP) Ean Code 8007842625349, 1200 rpm, white with be-colour door: 62526 - IWDC 7125 B (EXP) 60Hz Ean Code 8007842625264, 62522 - IWDC 7125 B (AUS) Ean Code 8007842625226, 1000 rpm, silver: 62523 - IWDC 7105 S (EXP) 60Hz Ean Code 8007842625233, 800 rpm, white: 62518 - IWDC 7085 (EXP) Ean Code 8007842625189, 62519 - IWDC 7085 (KW) Ean Code 8007842625196

Built-in Washer Dryer



6kg + 5kg

A+

Model	Colour	Code	EAN Code
IWDE 12 (EX)		64124	8007842641240

Dimensions: H 82 W 59.5 D 55 cm

- **Load Capacity: 6 kg**
- **Drying Capacity: 5 kg**
- Spin Speed: 1200 rpm
- 3 knobs led interface
- 16 washing programmes
- 4 drying programmes
- Special programmes: Sport intensive, Sport Light, Sport Shoes
- Options: delay timer, eco-time, easy iron
- Automatic water level control
- Automatic sensor drying system

Also available:
62462 - IWDE 127 (EU) Ean Code 8007842624625

Washer Dryers | Specifications

Description	Built-in											
	IWDE 7125 B (EX)	IWDE 7125 B (EU)	IWDC 7105 (EX)	IWDC 7125 S (EX)	IWDC 7125 B(EXP)60Hz	IWDC 7125 B (AUS)	IWDC 7105 S (EX) 60Hz	IWDC 7085 (EX)	IWDC 7085 (KW)	IWDC 6105 (EU)	IWDE 12 (EX)	IWDE 127 (EU)
Type	Washerdryers	Washerdryers	Washerdryers	Washerdryers	Washerdryers	Washerdryers	Washerdryers	Washerdryers	Washerdryers	Washerdryers	Washerdryers	Washerdryers
Name	62570	62565	62521	62534	62526	62522	62523	62518	62519	62476	64124	62462
Rpm (spin)	1200	1200	1000	1200	1200	1200	1000	800	800	1000	1200	1200
Washing capacity (kg)	7	7	7	7	7	7.5	7	7	7	6	6	6
Max drying load (kg)	5	5	5	5	5	5	5	5	5.0	5	5	5
Energy class	B	B	B	B	B	B	B	B	B	B	B	B
Spin Performance	B	B	C	B	B	B	B	D	D	C	B	B
Washing efficiency class	A	A	A	A	A	A	A	A	A	A	A	B
Washing+drying water consumption (l)	104	104	106	104	104	104	104	106	106	88	86	96
Washing water consumption (l)	60	60	60	60	60	60	60	60	60	52	52	64
Washing+drying energy consumption (kWh)	10.92	5.46	5.6	5.46	5.46	5.46	5.6	5.6	5.6	4.84	4.78	4.74
Washing energy consumption (kWh)	1.33	1.33	1.33	1.33	1.33	1.33	1.33	1.33	1.33	1.12	1.12	1.14
Water remaining after spin (as a percentage of dry weight of wash)	%	52	52	59	52	52	52	59	69	69	59	52
Washing cycle duration (min)	153	150	153	180	153	153	153	175	155	140	140	160
Door handle colour	White	Grey	White	Silver	White	White	White	Silver	White	White	White	White
Door Frame colour		White+Grey		Silver	White+Grey	White+Grey	White+Grey				White	White
Dashboard Colour		White			White	White					White	White
Cabinet colour	White	White	White	Silver	White	White	White	Silver	White	White	White	White
Display	Digit	Digit										
Display functions	Temperature regulation, Spin selection and regulation	Delay Timer, Temperature regulation, Spin selection and regulation										
Knobs	Program selection	Program selection	Temperature regulation, Program selection, Timer Drying	Temperature regulation, Program selection, Timer Drying	Temperature regulation, Program selection, Timer Drying	Temperature regulation, Program selection, Timer Drying	Temperature regulation, Program selection, Timer Drying	Temperature regulation, Program selection, Timer Drying	Temperature regulation, Program selection, Timer Drying	Temperature regulation, Program selection, Timer Drying	Temperature regulation, Program selection, Timer Drying	Temperature regulation, Program selection, Timer Drying
No. of knobs	1	1	3	1	1	3	1	1	3	3	3	3
No. Indicators/LEDs	9	9	11	9	9	9	9	9	9	9	9	9
Buttons/Functions	Drying, Delay Timer, Eco Time, Extra Rinse, On/Off, Spin regulation, Temperature regulation, Start-Pause, Easy Iron	Drying, Delay Timer, Eco Time, Extra Rinse, On/Off, Spin regulation, Temperature regulation, Start-Pause	Delay Timer, Eco Time, On/Off, Spin regulation, Start-Pause, Easy Iron	Delay Timer, Eco Time, On/Off, Spin regulation, Start-Pause, Easy Iron	Delay Timer, Eco Time, On/Off, Spin regulation, Start-Pause, Easy Iron	Delay Timer, Eco Time, On/Off, Spin regulation, Start-Pause, Easy Iron	Delay Timer, Eco Time, On/Off, Spin regulation, Start-Pause, Easy Iron	Delay Timer, Eco Time, On/Off, Spin regulation, Start-Pause, Easy Iron	Delay Timer, Eco Time, On/Off, Spin regulation, Start-Pause, Easy Iron	Delay Timer, Eco Time, On/Off, Spin regulation, Start-Pause, Easy Iron	Delay Timer, Eco Time, On/Off, Spin regulation, Start-Pause, Easy Iron	Delay Timer, Eco Time, On/Off, Spin regulation, Start-Pause, Easy Iron
Indicators/LEDs	Drying, Eco Time, Washing Phases, Options, Door Locked, Start-Pause	Eco Time, Start-Pause, Options	Drying, Eco Time, Washing Phases+Delay, Options, Door Locked, Start-Pause	Drying, Eco Time, Washing Phases+Delay, Door Locked, Start-Pause	Drying, Eco Time, Washing Phases+Delay, Door Locked, Start-Pause	Drying, Eco Time, Washing Phases+Delay, Door Locked, Start-Pause	Drying, Eco Time, Washing Phases+Delay, Door Locked, Start-Pause	Drying, Eco Time, Washing Phases+Delay, Door Locked, Start-Pause	Drying, Eco Time, Washing Phases+Delay, Door Locked, Start-Pause	Drying, Eco Time, Washing Phases+Delay, Door Locked, Start-Pause	Drying, Eco Time, Washing Phases+Delay, Door Locked, Start-Pause	Drying, Eco Time, Washing Phases+Delay, Door Locked, Start-Pause
Display visualisation		Cycle phase, Cycle selection, Door lock, end cycle time missing, start time missing										
Antifoam	•	•	•	•	•	•	•	•	•	•	•	•
Soft drying	•	•	•	•	•	•	•	•	•	•	•	•
Automatic drying levels	•	•	•	•	•	•	•	•	•	•	•	•
Automatic variable load	•	•	•	•	•	•	•	•	•	•	•	•
Daily wash												
No. of programmes	16	16	16	16	16	16	16	16	16	16	16	16
Drying programmes	3	3	3	3	3	3	3	3	3	3	4	4
Silk	•	•	•	•	•	•	•	•	•	•	•	•
Wood cycle	Handwash	Handwash	Handwash	Handwash	Handwash	Handwash	Handwash	Handwash	Handwash	Handwash	Handwash	Handwash
Cottons with prewash	•	•	•	•	•	•	•	•	•	•	•	•
Special	Express Wash & Dry, Jeans, Sport Light, Sport Shoes	Express Wash & Dry, Jeans, Sport Light, Sport Shoes	Express Wash & Dry, Jeans, Sport Light, Sport Shoes	Express Wash & Dry, Jeans, Sport Light, Sport Shoes	Express Wash & Dry, Jeans, Sport Light, Sport Shoes	Express Wash & Dry, Jeans, Sport Light, Sport Shoes	Express Wash & Dry, Jeans, Sport Light, Sport Shoes	Express Wash & Dry, Jeans, Sport Light, Sport Shoes	Express Wash & Dry, Jeans, Sport Light, Sport Shoes	Express Wash & Dry, Jeans, Sport Light, Sport Shoes	Express Wash & Dry, Jeans, Sport Light, Sport Shoes	Express Wash & Dry, Jeans, Sport Light, Sport Shoes
Shock absorbers	•	•	•	•	•	•	•	•	•	•	•	•
Balancing system	•	•	•	•	•	•	•	•	•	•	•	•
Thermal antishock	•	•	•	•	•	•	•	•	•	•	•	•
Motor	Collector	Collector	Collector	Collector	Collector	Collector	Collector	Collector	Collector	Collector	Collector	Collector
Door protection screen	•	•	•	•	•	•	•	•	•	•	•	•
Drying timer	2 Sectors	2 Sectors	2 Sectors	2 Sectors	2 Sectors	2 Sectors	2 Sectors	2 Sectors	2 Sectors	2 Sectors	2 Sectors	2 Sectors
Overflow device											Overflow	Overflow
Safety delay to lock door	•	•	•	Standard	•	•	Standard	Standard	Standard	•	•	•
Technical features												
Supply Voltage	220-240	220-240	220-240	220-240	220-240	220-240	220-240	220-240	220-240	220-240	220-240	220-240
Supply Frequency	50	50	50	50	60	50	60	50	50	50	50	50
Absorbed Current (A)	10	10	10	10	10	10	10	10	10	10	10	10
Cable Length (m)	1.7	1.7	1.7	1.7	1.7	1.7	1.7	1.7	1.7	1.7	1.7	1.7
Absorbed Power (W)	1850	1850	1850	1850	1850	1850	1850	1850	1850	1850	1850	1850
Plug Type	shuko	shuko	shuko	shuko	UK	AUS	UK	shuko	UK	shuko	UK	shuko
Height x Width x Depth PF (cm)	85 x 59.5 x 53.5	85 x 59.5 x 53.5	85 x 59.5 x 53.5	85 x 59.5 x 53.5	85 x 59.5 x 53.5	85 x 59.5 x 53.5	85 x 59.5 x 53.5	85 x 59.5 x 53.5	85 x 59.5 x 53.5	85 x 59.5 x 53.5	82 x 59.5 x 55	82 x 59.5 x 55

Perfectly dry load.

7 Kg

With a capacity of 7 kg, the new Indesit dryers are more spacious and can dry loads of up to 7 kg in one cycle. The loading outlet is also bigger to allow the insertion of the clothes.

Automatic drying programmes

The automatic programmes present on the electronic models are equipped with sensors which constantly monitor the humidity level of the load. In this way, they adjust the drying by stopping the cycle only when the garments reach a specific level of humidity: Ironed, Humid or Wardrobe.



Sport Program

This is a special feature of Indesit. Catering to sport lovers, these programmes dry sports garments and trainers in a short time.



Special Sport

This program, is used especially for sports garments, especially synthetic ones. All the gym garments dry up within a few minutes and are immediately ready to wear.



Special Shoes

The program is used especially for drying trainers. During this cycle, when placed in an appropriate container that is attached to the walls of the drum, the shoes dry perfectly without deformity. No bumping, rubbing and annoying noises are produced during washing.



Easy Iron

An innovative program which softens the fibres and spreads out the creases of the garments which have already been dried before. In this way, the warm air releases the right level of humidity to the garments and allows easier and faster ironing.



Pre-post anti-crease system

For those who are often outside the house and use the Delay Timer or cannot extract the garments from the machine in time after they have dried, this is an ideal system which re-activate the movement of the drum at regular intervals up to 12 hours, both before the activation of the drying program and after its completion.

In this way, the clothes do not remain entwined for a long time. This helps to avoid the formation of creases which are difficult to iron.



7.5 Kg

B

Model	Colour	Code	EAN Code
IDCE 845 B (EU)	White	62970	8007842629705

Dimensions: H 85 W 59.5 D 58.4 cm

- Max dry capacity: 7.5 kg
- Big Digital Display
- 16 programmes
- Special programmes: Cotton Cupboard, Cotton Extra Dry, Cotton Hanger, Cotton Iron, Easy Iron, Eco Time, Outwear, Special Shoes, Sport Intensive, Sport Light, Synthetics Cupboard, Synthetics Iron
- Options: 1/2 Temperature, Alarm, Delay Timer, On/Off, Post Crease Care, Pre Crease Care, Start
- 4 levels sensor drying system

Also available:

7kg: 62971 - IDCE 745 (EU) Ean Code 8007842629712

8 Kg

B

Model	Colour	Code	EAN Code
IDCA G35 B (EU)	White	67809	8007842678093

Dimensions: H 85 W 59.5 D 58.4 cm

- Max dry capacity: 8 kg
- Led interface
- 11 programmes
- Special programmes: Cotton Cupboard, Cotton Hanger, Cotton Iron, Eco Time, Special Shoes, Sport Intensive, Sport Light, Synthetics Cupboard, Synthetics Iron
- Options: 1/2 Temperature, Delay Timer, On/Off, Post Crease Care, Pre Crease Care, Start
- 3 levels sensor drying system

Also available:

62976 - IDCA 835 (EU) Ean Code 8007842629767
62982 - IDCA 835 B (AUS) Ean Code 8007842629828



7 Kg

Model	Colour	Code	EAN Code
IDCA 735 S (EU)	Silver	62975	8007842629750

Dimensions: H 85 W 59.5 D 58.4 cm

- Max dry capacity: 7 kg
- Led interface
- 11 programmes
- Special programmes: Cotton Cupboard, Cotton Hanger, Cotton Iron, Eco Time, Special Shoes, Sport Intensive, Sport Light, Synthetics Cupboard, Synthetics Iron
- Options: 1/2 Temperature, Delay Timer, On/Off, Post Crease Care, Pre Crease Care, Start
- 3 levels sensor drying system

Also available:

White: 62974 - IDCA 735 (EU) Ean Code 8007842629743



7kg

Model	Colour	Code	EAN Code
IDC 75 (EU)	White	62979	8007842629798

Dimensions: H 85 W 59.5 D 58.4 cm

- **Max dry capacity: 7 kg**
 - Knob interface
 - 16 programmes
- Options:
1/2 Temperature, Start



7kg

Model	Colour	Code	EAN Code
IDVA 735 (EU)	White	62997	8007842629774

Dimensions: H 85 W 59.5 D 58.4 cm

- **Max dry capacity: 7 kg**
 - Led interface
 - 11 programmes
 - Special programmes:
Cotton Cupboard, Cotton Hanger, Cotton Iron, Eco Time, Special Shoes, Sport Intensive, Sport Light, Synthetics Cupboard, Synthetics Iron
- Options:
1/2 Temperature, Delay Timer, On/Off, Post Crease Care, Pre Crease Care, Start
 - 3 levels sensor drying system



7kg

Model	Colour	Code	EAN Code
IDV 75 S (EU)	Silver	62988	8007842629880

Dimensions: H 85 W 59.5 D 58.4 cm

- **Max dry capacity: 7 kg**
 - Knob interface
 - 16 programmes
- Options:
1/2 Temperature, Start

Also available:
62987 - IDV 75 S (EX) 60Hz Ean Code 8007842629873



7kg

Model	Colour	Code	EAN Code
IDV 75 (EU)	White	62978	8007842629781

Dimensions: H 85 W 59.5 D 58.4 cm

- **Max dry capacity: 7 kg**
 - Knob interface
 - 16 programmes
- Options:
1/2 Temperature, Start

Also available:
62980 - IDV 75 (AUS) Ean Code 8007842629804
62984 - IDV 75 (KW) Ean Code 8007842629842
62985 - IDV 75 (EX) 60Hz Ean Code 8007842629859

Condenser Dryers				Vented Dryers												
Description	IDCE 845 B (EU)	IDCE 745 (EU)	IDCA 635 B (EU)	IDCA 835 (EU)	IDCA 835 B (AUS)	IDCA 735 S(EU)	IDCA 735 (EU)	IDC 75 (EU)	IDVA 735 (EU)	IDV 75 S (EU)	IDV 75 S (EX) 60Hz	IDV 75 (EU)	IDV 65 (AUS)	IDV 75 (KW)	IDV 75 (EX) 60Hz	
Type	Dryers	Dryers	Dryers	Dryers	Dryers	Dryers	Dryers	Dryers	Dryers	Dryers	Dryers	Dryers	Dryers	Dryers	Dryers	
Name	62970	62971	67809	62976	62982	62975	62974	62979	62977	62988	62987	62978	62980	62984	62985	
Max. drying capacity for cotton cycle ready to iron (kg)	7.5	7	8	7.5	7.5	7	7	7	7	7	7	7	6	7	7	
Max. drying capacity for cotton cycle (kg)	7.5	7	8	7.5	7.5	7	7	7	7	7	7	7	6	7	7	
Max. drying capacity for Easy Care (kg)	3	3	3	3	3	3	3	3	3	3	3	3	3	3	3	
Energy class	B	C	B	C	B	C	C	C	C	C	C	C	C	C	C	
Energy consumption for cotton cycle kWh	4.21	4.48	4.49	4.8	4.21	4.48	4.48	4.48	3.98	3.98	3.98	3.98		3.98	3.98	
Energy consumption for cotton cycle ready to iron (kWh)	3.7	3.82	3.84	3.97	3.7	3.82	3.82	3.38	35	35	35	35		35	35	
Energy consumption for Easy Care (kWh)	1.33	1.7	1.33	1.59	1.33	1.53	1.53	1.7	1.14	1.18	1.18	1.18		1.18	1.18	
Door Frame colour	White	White	White	White	White	Silver	White	White	White	Silver	Silver	White	White	White	White	
Dashboard colour	White	White	White	White	White	Silver	White	White	White	Silver	Silver	White	White	White	White	
Cabinet colour	White	White	White	White	White	Silver	White	White	White	Silver	Silver	White	White	White	White	
Interface	Digit	Digit	Led	Led	Led	Led	Led	Basic	Led	Basic	Basic	Basic	Basic	Basic	Basic	
knobs	Programmes Select	Programmes Select	Programmes Select	Programmes Select	Programmes Select	Programmes Select	Programmes Select	Programmes Select	Programmes Select	Programmes Select	Programmes Select	Programmes Select	Programmes Select	Programmes Select	Programmes Select	
No. of knobs	1	1	1	1	1	1	1	1	1	1	1	1	1	1	1	
No. indicators	12	12	11	11	11	11	11	1	11							
Button/options	1/2 Temperature, Alarm, Delay Timer, On/Off, Post Crease Care, Pre Crease Care, Start	1/2 Temperature, Alarm, Delay Timer, On/Off, Post Crease Care, Pre Crease Care, Start	1/2 Temperature, Delay Timer, On/Off, Post Crease Care, Pre Crease Care, Start	1/2 Temperature, Delay Timer, On/Off, Post Crease Care, Pre Crease Care, Start	1/2 Temperature, Delay Timer, On/Off, Post Crease Care, Pre Crease Care, Start	1/2 Temperature, Delay Timer, On/Off, Post Crease Care, Pre Crease Care, Start	1/2 Temperature, Delay Timer, On/Off, Post Crease Care, Pre Crease Care, Start	1/2 Temperature, Delay Timer, On/Off, Post Crease Care, Pre Crease Care, Start	1/2 Temperature, Start	1/2 Temperature, Delay Timer, On/Off, Post Crease Care, Pre Crease Care, Start	1/2 Temperature, Start	1/2 Temperature, Start	1/2 Temperature, Start	1/2 Temperature, Start	1/2 Temperature, Start	1/2 Temperature, Start
Sensing	4 Level Sensing	4 Level Sensing	3 Level Sensing	3 Level Sensing	3 Level Sensing	3 Level Sensing	3 Level Sensing	1 Level Sensing	3 Level Sensing	0 Level Sensing	0 Level Sensing	0 Level Sensing	1 Level Sensing	0 Level Sensing	0 Level Sensing	
End of cycle acoustic signal	•	•	•	•	•	•	•	•	•	•	•	•	•	•	•	
No. Drying programmes	10+1	10+1	10+1	10+1	10+1	10+1	10+1	15+1	10+1	15+1	15+1	15+1	10+3	15+1	15+1	
Special programmes	Cotton Cupboard, Cotton Extra Dry, Cotton Hanger, Cotton Iron, Easy Iron, Eco Time, Outwear, Special Shoes, Sport Intensive, Sport Light, Synthetics Cupboard, Synthetics Iron	Cotton Cupboard, Cotton Extra Dry, Cotton Hanger, Cotton Iron, Easy Iron, Eco Time, Outwear, Special Shoes, Sport Intensive, Sport Light, Synthetics Cupboard, Synthetics Iron	Cotton Cupboard, Cotton Hanger, Cotton Iron, Eco Time, Special Shoes, Sport Intensive, Sport Light, Synthetics Cupboard, Synthetics Iron	Cotton Cupboard, Cotton Hanger, Cotton Iron, Eco Time, Special Shoes, Sport Intensive, Sport Light, Synthetics Cupboard, Synthetics Iron	Cotton Cupboard, Cotton Hanger, Cotton Iron, Eco Time, Special Shoes, Sport Intensive, Sport Light, Synthetics Cupboard, Synthetics Iron	Cotton Cupboard, Cotton Hanger, Cotton Iron, Eco Time, Special Shoes, Sport Intensive, Sport Light, Synthetics Cupboard, Synthetics Iron	Cotton Cupboard, Cotton Hanger, Cotton Iron, Eco Time, Special Shoes, Sport Intensive, Sport Light, Synthetics Cupboard, Synthetics Iron	Cotton Cupboard, Cotton Hanger, Cotton Iron, Eco Time, Special Shoes, Sport Intensive, Sport Light, Synthetics Cupboard, Synthetics Iron		Cotton Cupboard, Cotton Hanger, Cotton Iron, Eco Time, Special Shoes, Sport Intensive, Sport Light, Synthetics Cupboard, Synthetics Iron				Cool tumble, Easy Iron		
Alternate bi-directional rotation	•	•	•	•	•	•	•	•	•	•	•	•	•	•	•	
Anticrease system	•	•	•	•	•	•	•	•	•	•	•	•	•	•	•	
Door opening	Left	Left	Left	Left	Left	Left	Left	Left	Left	Left	Left	Left	Left	Left	Left	
Removable filter	•	•	•	•	•	•	•	•	•	•	•	•	•	•	•	
Reversible door	•	•	•	•	•	•	•	•	•	•	•	•	•	•	•	
Air Venting								Back	Back	Back	Back	Back	Back	Back	Back	
Back of Product	Legs	Legs	Legs	Legs	Legs	Legs	Legs	Legs	Legs	Legs	Legs	Legs	Legs	Legs	Legs	
Front of Products	Legs	Legs	Legs	Legs	Legs	Legs	Legs	Legs	Adjustable Feet	Adjustable Feet	Adjustable Feet	Adjustable Feet	Adjustable Feet	Adjustable Feet	Adjustable Feet	
Technical features																
Absorbed Current (A)	10	16	10	16	10	16	16	16	16	16	13	16	10	13	13	
Supply Frequency	50	50	50	50	50	50	50	50	50	50	60	50	50	50	60	
Cable Length (m)	1.8	1.8	1.8	1.8	1.8	1.8	1.8	1.8	1.8	1.8	1.8	1.8	1.8	1.8	1.8	
Absorbed Power (W)	2100-2400	2300-2700	2100-2400	2300-2700	2100-2400	2300-2700	2300-2700	2300-2700	2200-2600	2200-2600	2200-2400	2200-2600	2100-2400	2200-2600	2200-2400	
Supply Voltage	220-240	220-240	220-240	220-240	220-240	220-240	220-240	220-240	220-240	220-240	220-240	220-240	220-240	220-240	220-230	
Plug Type	shuko	shuko	Shuko	Shuko	AUS	Shuko	Shuko	Shuko	Shuko	Shuko	UK	Shuko	AUS	UK	UK	
Height PF (cm)	85	85	85	85	85	85	85	85	85	85	85	85	85	85	85	
Width PF (cm)	59.5	59.5	59.5	59.5	59.5	59.5	59.5	59.5	59.5	59.5	59.5	59.5	59.5	59.5	59.5	
Depth PF (cm)	58.4	58.4	58.4	58.4	58.4	58.4	58.4	58.4	58.4	58.4	58.4	58.4	58.4	58.4	58.4	

Perfect results with a limited consumption

Indesit has developed a new dishwashers line to simplify your every day life. Safe and reliable products, efficient and easy to use. Thanks to the new drums, they guarantee the maximum flexibility in the place management. They give you more spare time because they offer you high performance programmes designed to answer to your modern life needs. They also respect the environment combining perfect results with a limited consumption.



Three Levels Filter System

The three levels filter system, has been completely restyled and made extraordinarily effective thanks to a tripled surface comparing the one in the past. The perfect water filtering during the wash, guarantees excellent performance. If you have to remove little residues, (such as lemon seeds), you just have to draw, with a little gesture, only the micro filter, without removing the other components.

Hydraulic System. New and more effective.

The hydraulic system has been created to guarantee excellent results. The crop dusters have been reshaped to ensure a constant water flow inside the dishwasher, using jets directly turned to the tableware without dispersions in the walls or in the basin. In this way the wash efficiency and efficacy, reach the maximum levels and the use of the water is optimized with the guarantee of perfectly clean dishes.

A certainty for any models

The dishwashers range, plans the security in any model and in any situation. Indesit guarantees the maximum tranquillity during the wash, thanks to the integrate security system.

Water Stop System

The water stop system is made up of a double sheath tube and a security electro-valve – placed on the tap – to protect the machine from sudden changes of water pressure. In case of sudden changes of the water channel or in case the break of the tube, the testing device, seal the water off, closing the tap and the machine stops its functioning avoiding unpleasant inconvenients.

Overflow System

A double security system has been planned for all the range and set it up by a water meter and pressure sensor, that guarantee an intelligent and always active control. In this way, the loaded water quantity in the dishwasher, never exceeds the necessary one, and, in case of anomaly, the machine functioning stops and the water flushes. A sensor reveals the malfunctioning also in case of extra dosage detergent that causes foam leaks or water from the basin. The machine functioning stops, while the losses, are recollected in the tray below and let flow away, avoiding leaks.



Triple Class A

The new Indesit dishwashers have reached the triple class A, the main European recognition in terms of performance and limited consumption. This is due thanks to the efficient programmes, the new three levels filter system and a new hydraulic system conception, that make perfect wash performance and results. Moreover, the Eco cycle combines the environment attention with save.

In fact, this cycle, working at low temperatures, guarantees clean dishes using just 16 liters water, instead of 18 of a normal wash cycle and the most than 100 necessary to wash and rinse a full load by hand.

New programmes for all your needs

The new Indesit dishwashers have programmes thought to guarantee the best clean results against any kind of dirt with the lowest use of water and energy, so that to ensure the maximum results without losses.



Daily cycle

To wash with perfect results all the daily tableware, there is the Daily Cycle. It has been created to eliminate the most resistant dirt based to the most spread wash typologies in Europe. It is ideal for a daily tableware wash, at 60 in 140 minutes.



Intensive cycle

The new Intensive Cycle, has been shaped for tableware with a more difficult dirt to eliminate. It also wins the test with the pan and allow to remove the most difficult dirt, thanks to the right mix of temperature and duration.



Soft cycle

Also the most precious glasses and dishes can be washed in the dishwasher with perfect results without any thoughts. The Soft Cycle, in fact, allows a careful wash because wisely regulates the water temperature and the cycle duration. Recommended for not very dirty tableware.



Rapid cycle

If the dishwasher is load with not very dirty dishes, it is possible to have your tableware ready in just a bit more than half an hour saving time and energy. The rapid cycle is rapid and effective and resolves the tableware problem in 35 minutes at 45.



Eco Cycle

After having passed the most strict test, the Eco Cycle has reached the triple Class A, due to the optimum mix of results and consumptions. It is a cycle that guarantees clean dishes saving water and energy.



Soaking

To avoid that waiting for a full load the dirt still remains in the dishwasher becoming more difficult to be removed, it is useful the Soaking. This cycle guarantees a cold water rinse avoiding moreover the awful smells.



All in 1

The Indesit dishwashers All in 1 system, allows to melt the different components of the 3 in 1 tablets exploiting their quality in the best way. Thanks to the best temperature adjustment and the duration of any phase of wash, the components of the multifunction tablets are melt in the most appropriate moments of the cycle, so that to exploit, at the best, the tablet action obtaining a perfect clean.



Half Load

When you haven't a lot of tableware to wash and you don't want to wait to load it completely, the ideal option is the Half Load option because it plans a wash just for few tableware ensuring low consumption. This option can be used in the Daily, Intensive and Eco cycles so that to save energy, water and time.

Easy to use

The new Indesit dishwashers, have been conceived to allow a better ease of load and unload and a perfect optimization of the places. In fact, the drums, offer you new solutions for the maximum capacity and stability of the tableware.



The lower drum guarantees the maximum load flexibility : the cutlery basket can slide so that to be shifted, on the basis of space necessity presents in any dishwasher load



The flaps of the upper drum, allow to lay wooden spoons, large kitchen utensils and coffee cups. Thanks to their special profile, they allow to lay up to 6 glasses. In case you need to load sizeable tableware, the flaps "disappear" because it is possible to hook them up to the walls, so that to recuperate the loading place



Model	Colour	Code	EAN Code
DFG 262 S (EU)	Silver	61124	8007842611243

Dimensions: H 85 W 60 D 60 cm

- 12 place settings
- Knob - Led Interface
- 6 programmes
- Special programmes: Soak wash, Delicates, Eco, Intensive, Normal, Rapid '35
- Delay Timer
- Overflow security system

Also available:
White: **61123 - DFG 262 EU Ean Code 8007842611236, 62181 - DFG 261 S AUS Ean Code 8007842621815, 62180 - DFG 261 AUS Ean Code 8007842621808**



Model	Colour	Code	EAN Code
DFG 051 S (EU)	Silver	60850	8007842608502

Dimensions: H 85 W 60 D 60 cm

- 12 place settings
- Knob - Led Interface
- 6 programmes
- Special programmes: Half load, Soak wash, Eco, Intensive, Normal
- Overflow security system

Also available:
White: **60852 - DFG 051 (EU) Ean Code 8007842608526**



Model	Colour	Code	EAN Code
DFG 050 (EU)	White	60851	8007842608519

Dimensions: H 85 W 60 D 60 cm

- 12 place settings
- Knob - Led Interface
- 6 programmes
- Special programmes: Soak wash, Eco, Intensive, Normal, Rapid '35
- Overflow security system

Also available:
62185 - DFG 050 (EX) 60Hz Ean Code 8007842621853
 Silver: **62183 - DFG 050 S (EX) 60Hz Ean Code 8007842621839**



Model	Colour	Code	EAN Code
DPG 15 IX		58024	8007842580242

Dimensions: H 82 W 60 D 57 cm

- 12 place settings
- Knob - Led Interface
- 6 programmes
- Special programmes: Soak wash, Eco, Intensive, Normal, Rapid '35
- Overflow security system

Also available:
61340 - DPG 015 IX Ean Code 8007842613407



Model	Colour	Code	EAN Code
DIF 26 A		49024	8007842490244

Dimensions: H 82 W 60 D 57 cm

- 12 place settings
- Led Interface
- 6 programmes
- Special programmes: Soak wash, Delicates, Eco, Intensive, Normal, Rapid '35
- Acquastop security system



Model	Colour	Code	EAN Code
DSG 573 S	Silver	63167	8007842631678

Dimensions: H 85 W 45 D 60 cm

- 10 place settings
- Digital Interface
- 7 programmes
- Special programmes: Soak wash, Delicates, Eco, Intensive, Normal, Daily 60°C, Rapid '25
- Acquastop security system



Model	Colour	Code	EAN Code
DIF 16 UK		49026	8007842490268

Dimensions: H 82 W 60 D 57 cm

- 12 place settings
- Led Interface
- 6 programmes
- Special programmes: Soak wash, Delicates, Eco, Intensive, Normal, Rapid '35
- Overflow security system

Also available:
 4 programmes: **49022 - DIF 14 Ean Code 8007842490220**
 4 programmes, Acquastop security system: **49023 - DIF 14 A Ean Code 8007842490237**



Model	Colour	Code	EAN Code
DIS 16		63174	8007842631746

Dimensions: H 82 W 45 D 57 cm

- 10 place settings
- Led Interface
- 6 programmes
- Special programmes:
Soak wash, Delicates, Eco, Intensive, Normal, Rapid '35
- Overflow security system

Also available:
4 programmes: **63175 - DIS 04 UK Ean Code 8007842631753**

Description	DPG 15 IX	DPG 015 IX	DIF 26 A	DIF 16 UK	DIF 14	DIF 14 A	DIS 16	DIS 04 UK
Type	Dishwashers	Dishwashers	Dishwashers	Dishwashers	Dishwashers	Dishwashers	Dishwashers	Dishwashers
Name	58024	61340	49024	49026	49022	49023	63174	63175
Washing Efficiency Class	A	A	A	A	A	A	A	A
Drying Efficiency Class	A	B	A	A	A	A	B	B
Energy class	A	A	A	A	A	A	A	A
Standard Cycle Energy Consumption (kWh)	1.05	1.05	1.05	1.05	1.05	1.05	1.02	1.02
Standard Cycle Water Consumption (l)	16	16	16	16	16	16	10	10
Standard Cycle duration (min)	140	140	140	140	140	170	140	140
Noise level (dB(A))	53	53	51	53	53	53	51	54
Standard Set No.	12	12	12	12	12	12	10	10
Dashboard colour	Stainless Steel	Stainless Steel					White	White
Interface		Knob-Led Basic	Led	Led	Led	Led	Led	Led
No. of buttons	2	2	2	2	2	2	2	2
Buttons	On/Off, Start	On/Off, Start	On/Off, program selection	On/Off, program selection	On/Off, program selection	On/Off, program selection	On/Off, program selection	On/Off, program selection
No. of indicators	5	5	9	9	5	5	9	5
Indicators	Washing phase, Salt refill warning light, Start	Washing phase, Salt refill warning light, Start	Softer refill warning light, Salt refill warning light, On/Off, Program running	Softer refill warning light, Salt refill warning light, On/Off, Program running	On/Off, Program running	On/Off, Program running	Softer refill warning light, Salt refill warning light, On/Off, Program running	On/Off, Program running
Display								
Drying system	Natural	Natural	Natural	Natural	Natural	Natural	Natural	Natural
Delay Timer								
Water supply	Hot Or Cold	Hot Or Cold	Hot Or Cold	Hot Or Cold	Hot Or Cold	Hot Or Cold	Hot Or Cold	Hot Or Cold
Removable top	No Top	No Top	No Top	No Top	No Top	No Top	No Top	No Top
Opening system	New Soft Touch	New Soft Touch	New Soft Touch	New Soft Touch	New Soft Touch	New Soft Touch	New Soft Touch	New Soft Touch
Water softener	electronic setting	electronic setting	electronic setting	electronic setting	Fixed With Float On Cap	Fixed With Float On Cap	electronic setting	Fixed With Float On Cap
Heating element	Full Integrated	Full Integrated	Full Integrated	Full Integrated	Full Integrated	Full Integrated	Full Integrated	Full Integrated
No. programmes	5	5	6	6	4	4	6	4
Type of programmes	Soak, Eco, Intensive, Normal, Rapid'35	Soak, Eco, Intensive, Normal, Rapid'35	Soak, Delicate, Eco, Intensive, Normal, Rapid'35	Soak, Delicate, Eco, Intensive, Normal, Rapid'35	Soak, Eco, Intensive, Normal	Soak, Eco, Intensive, Normal	Soak, Delicate, Eco, Intensive, Normal, Rapid'35	Soak, Eco, Intensive, Normal
Overflow protection device	Overflow	Overflow	Acquastop	Overflow	Overflow	Acquastop	Overflow	Overflow
Child safety device								
Technical features								
Supply Voltage (V)	220-230	220-230	220-230	230-240	220-230	220-230	220-230	230-240
Supply Frequency (A)	50	50	50	50	50	50	50	50
Absorbed Power	1750	1750	1750	1750	1750	1880	1670	1670
Absorbed Current				13				13
Plug Type	Shuko	Shuko	Shuko	UK	Shuko	Shuko	Shuko	UK
Cable Length (m)	180	180	180	180	180	180	180	180
Height PF (cm)	82	82	82	82	82	82	82	82
Width PF (cm)	59.6	59.6	59.5	59.5	59.5	59.5	44.5	44.5
Depth PF (cm)	57	57	57	57	57	57	55	55

Description	DFG 262 S EU	DFG 262 EU	DFG 261 AUS	DFG 261 S AUS	DFG 051 S EU	DFG 051 EU	DFG 050 EU	DFG 050 (EX) 60Hz	DFG 050 S (EX) 60Hz	DSG 573 S
Type	Dishwashers	Dishwashers	Dishwashers	Dishwashers	Dishwashers	Dishwashers	Dishwashers	Dishwashers	Dishwashers	Dishwashers
Name	61124	61123	62180	62181	60850	60852	60851	62185	62183	63167
Washing Efficiency Class	A	A	A	A	A	A	A	A	A	A
Drying Efficiency Class	A	A	A	A	A	A	B	A	A	A
Energy class	A	A	A	A	A	A	A	A	A	A
Standard Cycle Energy Consumption (kWh)	1.05	1.05	1.05	1.05	1.05	1.05	1.05	1.05	1.05	1.02
Standard Cycle Water Consumption (l)	16	16	16	16	16	16	16	16	16	10
Standard Cycle duration (min)	140	140	140	140	140	140	140	140	140	140
Noise level (dB(A))	51	51	53	53	53	53	54	54	53	49
Standard Set No.	12	12	14	14	12	12	12	12	12	10
Dashboard colour	Silver	White	White	Silver	Silver	White	White	White	Silver	Silver
Interface	Knob-Led Medium	Knob-Led Medium	Knob-Led Medium	Knob-Led Medium	Knob-Led Basic	Knob-Led Basic	Knob-Led Basic	Knob-Led Basic	Knob-Led Basic	Knob-Led Basic
No. of buttons	4	4	4	4	2	2	2	2	2	6
Buttons	Delay, Half load, On/Off, Start	Delay, Half load, On/Off, Start	Delay, Half load, On/Off, Start	Delay, Half load, On/Off, Start	On/Off, Start	On/Off, Start	On/Off, Start	On/Off, Start	On/Off, Start	3 in 1, Delay, Half load, On/Off, Start, program selection
No. of indicators			8	8	5	5	5	5	5	0
Indicators	Washing phase, Delay Timer, Softner refill warning light, Salt refill warning light, Half load, On/Off, Start	Washing phase, Delay Timer, Softner refill warning light, Salt refill warning light, Half load, On/Off, Start	Washing phase, Delay Timer, Softner refill warning light, Salt refill warning light, Half load, On/Off	Washing phase, Delay Timer, Softner refill warning light, Salt refill warning light, Half load, Start	Washing phase, Salt refill warning light, Start	Washing phase, Salt refill warning light, Start	Washing phase, Salt refill warning light, Start	Washing phase, Salt refill warning light, Start	Washing phase, Salt refill warning light, Start	
Display										Digit
Drying system	Natural	Natural	Natural	Natural	Natural	Natural	Natural	Natural	Natural	Natural
Delay Timer	3, 6, 9 h	3, 6, 9 h								1-24 Hour Buttons
Water supply	Hot Or Cold	Hot Or Cold	Hot Or Cold	Hot Or Cold	Hot Or Cold	Hot Or Cold	Hot Or Cold	Hot Or Cold	Hot Or Cold	Hot Or Cold
Removable top	•	•	•	•	•	•	•	•	•	•
Opening system	New Soft Touch	New Soft Touch	New Soft Touch	New Soft Touch	New Soft Touch	New Soft Touch	New Soft Touch	New Soft Touch	New Soft Touch	New Soft Touch
Water softener	electronic setting	electronic setting	electronic setting	electronic setting	electronic setting	electronic setting	electronic setting	electronic setting	electronic setting	electronic setting
Heating element	Full Integrated	Full Integrated	Full Integrated	Full Integrated	Full Integrated	Full Integrated	Full Integrated	Full Integrated	Full Integrated	Full Integrated
No. programmes	6	6	6	6	5	5	5	5	5	7
Type of programmes	Soak, Delicate, Eco, Intensive, Normal, Rapid'35	Soak, Delicate, Eco, Intensive, Normal, Rapid'35	Soak, Delicate, Eco, Intensive, Normal, Rapid'35	Soak, Delicate, Eco, Intensive, Normal, Rapid'35	Half load, Soak, Eco, Intensive, Normal	Half load, Soak, Eco, Intensive, Normal	Soak, Eco, Intensive, Normal, Rapid'35	Soak, Eco, Intensive, Normal, Rapid'35	Half load, Soak, Eco, Intensive, Normal	Soak, Delicate, Eco, Intensive, Normal, Daily 60'
Overflow protection device	Overflow	Overflow	Overflow	Overflow	Overflow	Overflow	Overflow	Overflow	Overflow	Rapido '25
Child safety device										Acquastop
Technical features										
Supply Voltage	220-230	220-230	230-240	230-240	220-230	220-230	220-230	220-230	220-230	
Supply Frequency	50	50	50	50	50	50	50	60	60	220-230
Absorbed Power (W)	1750	1750	1750	1750	1750	1750	1750	1900	1900	50
Absorbed Current (A)										1670
Plug Type	Shuko	Shuko	AUS	AUS	Shuko	Shuko	Shuko	UK	UK	
Cable Length (m)	180	180	180	180	180	180	180	180	180	Shuko
Height PF (cm)	85	85	85	85	85	85	85	85	85	180
Width PF (cm)	60	60	60	60	60	60	60	60	60	85
Depth PF (cm)	60	60	60	60	60	60	60	60	60	45
										60